



Banner Bits and Bytes

Shedding light on Banner's darkest secrets.

WVASFAA Fall 2019 Conference - October 24, 2019

*"Happiness can be found even in the darkest of times if one only remembers to turn on the light."
~ Albus Dumbledore*



What's New?

- Banner Financial Aid 8.36/9.3.15 – Delivered software for 2021 CSS Profile dataload.
- Banner Financial Aid 8.37/9.3.16 – 2021 ISIR dataload software.
- Application Navigator 3.2 – The ‘face’ of Banner 9. Updated menu and gives the user more control of the display.
- Banner Financial Aid 8.37.1/9.3.17 – Delivered Pell Formula 3 for schools with non-standard terms.

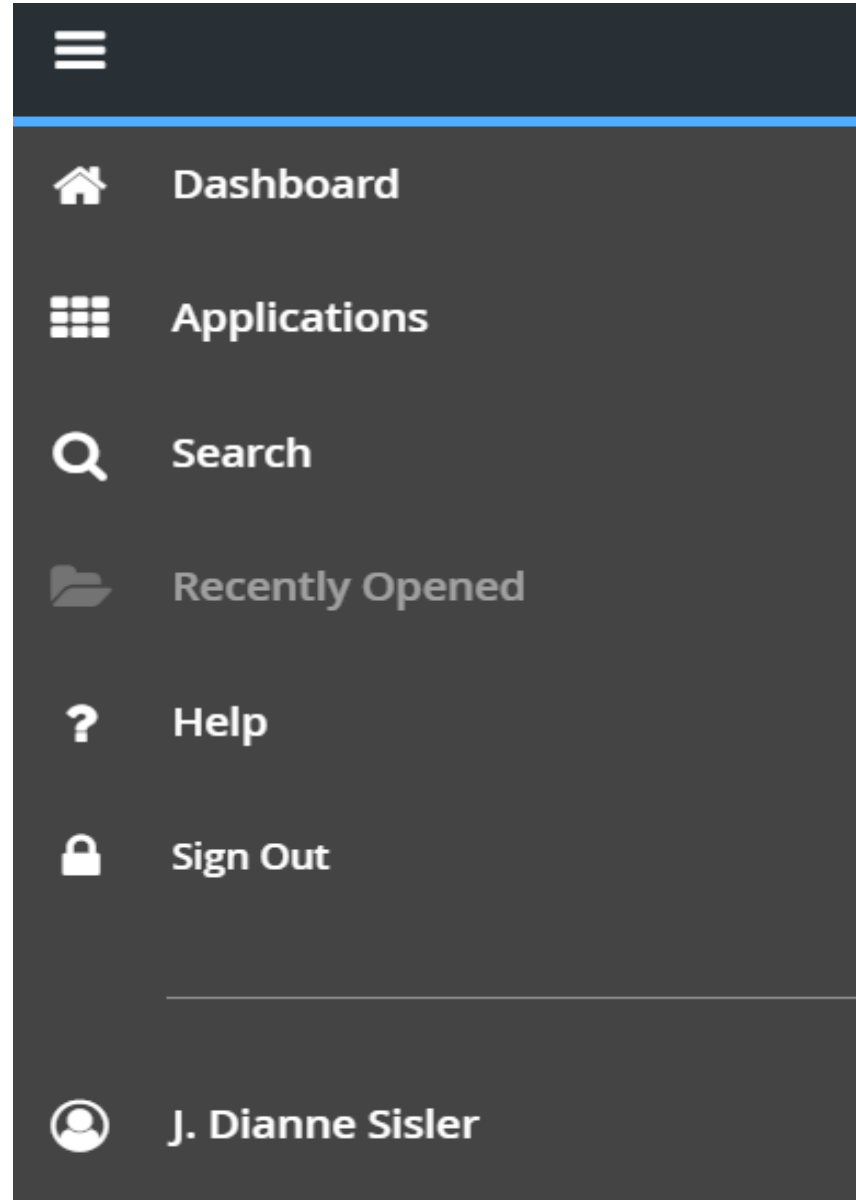


Banner Self-Service

- Banner Financial Aid Self-Service is no longer separate.
- The September release placed it back into Student Self-Service.
- Financial Aid Self-Service can no longer be updated separately.
- This is a concern to some schools due to a typical lag time between when a Student upgrade is delivered and when it's installed.
- Financial Aid releases are usually more urgent.



Banner 9 Bits – the 'old' menu




What is in the menu?

- Hamburger – toggles the menu
- Applications/Menu – Banner Menu
- Dashboard/House – home page (aka: Landing Page)
- Search/Spy Glass – opens a search box in the menu section
- Recently Opened – remembers the pages you've viewed
- Help/Question Mark – opens user manual pages
- Sign Out – Log out of Banner
- Profile/Name – Opens up Preferences that you can change, but not many in the 3.1 Navigation environment



The dashboard search box

Welcome

Search... 

Welcome

rnan

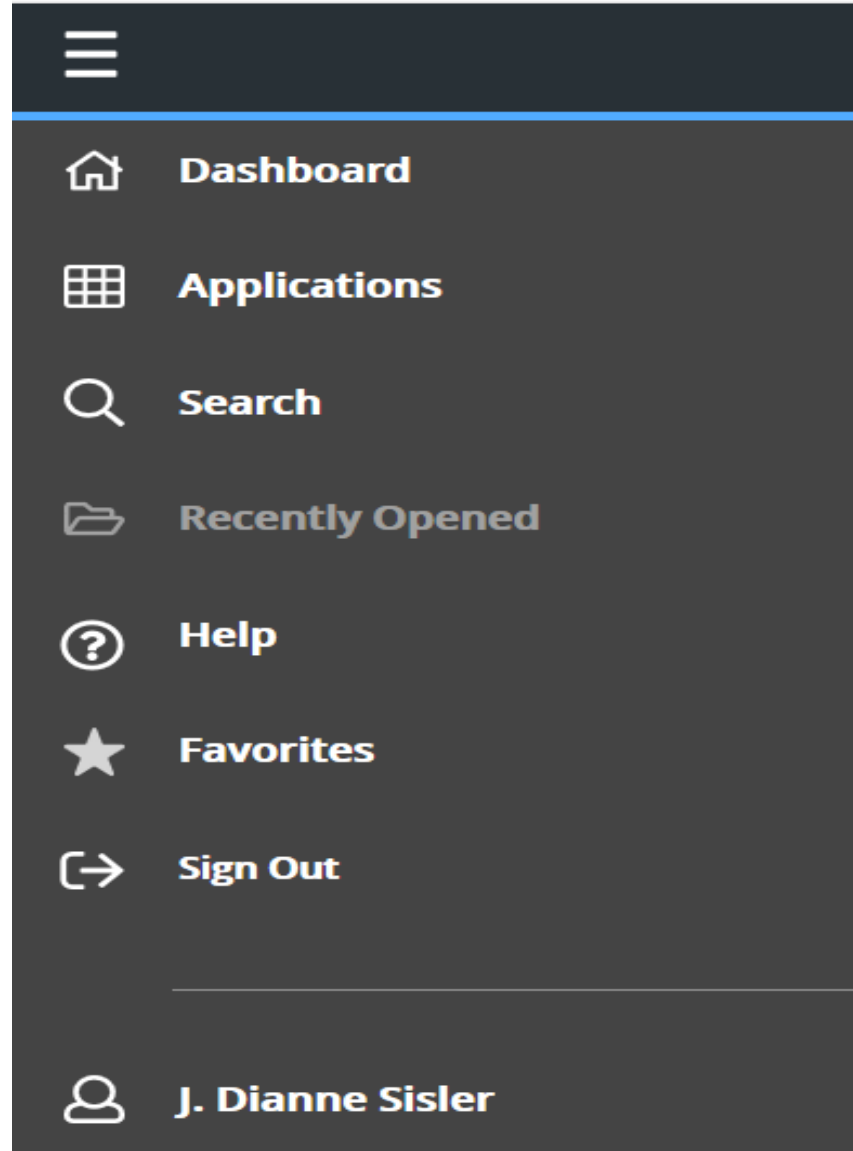


2014-2015 Need Analysis
(RNANA15)

2015-2016 Need Analysis
(RNANA16)

2016-2017 Need Analysis
(RNANA17)

The 'new' menu



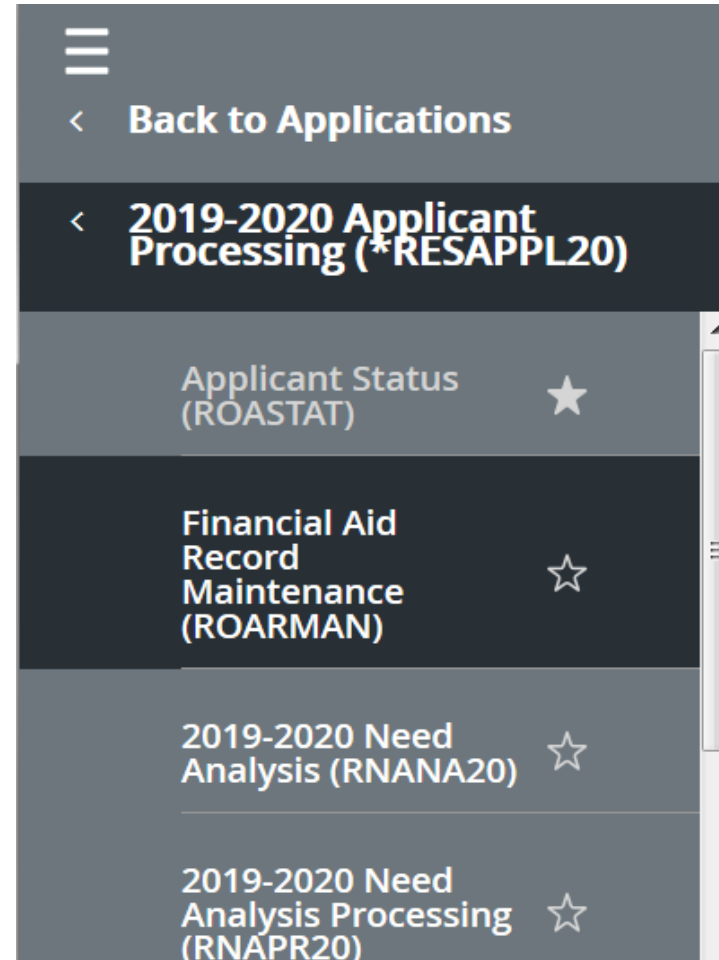
What's changed with AppNav 3.2?

- Mostly the look of the menu has changed
- Sign Out changed from a lock symbol to a door/exit symbol
- The Favorites/Star has been added – you can make a list of pages you use frequently
- Profile/Personal options have expanded
- Search/Spy Glass has some added features

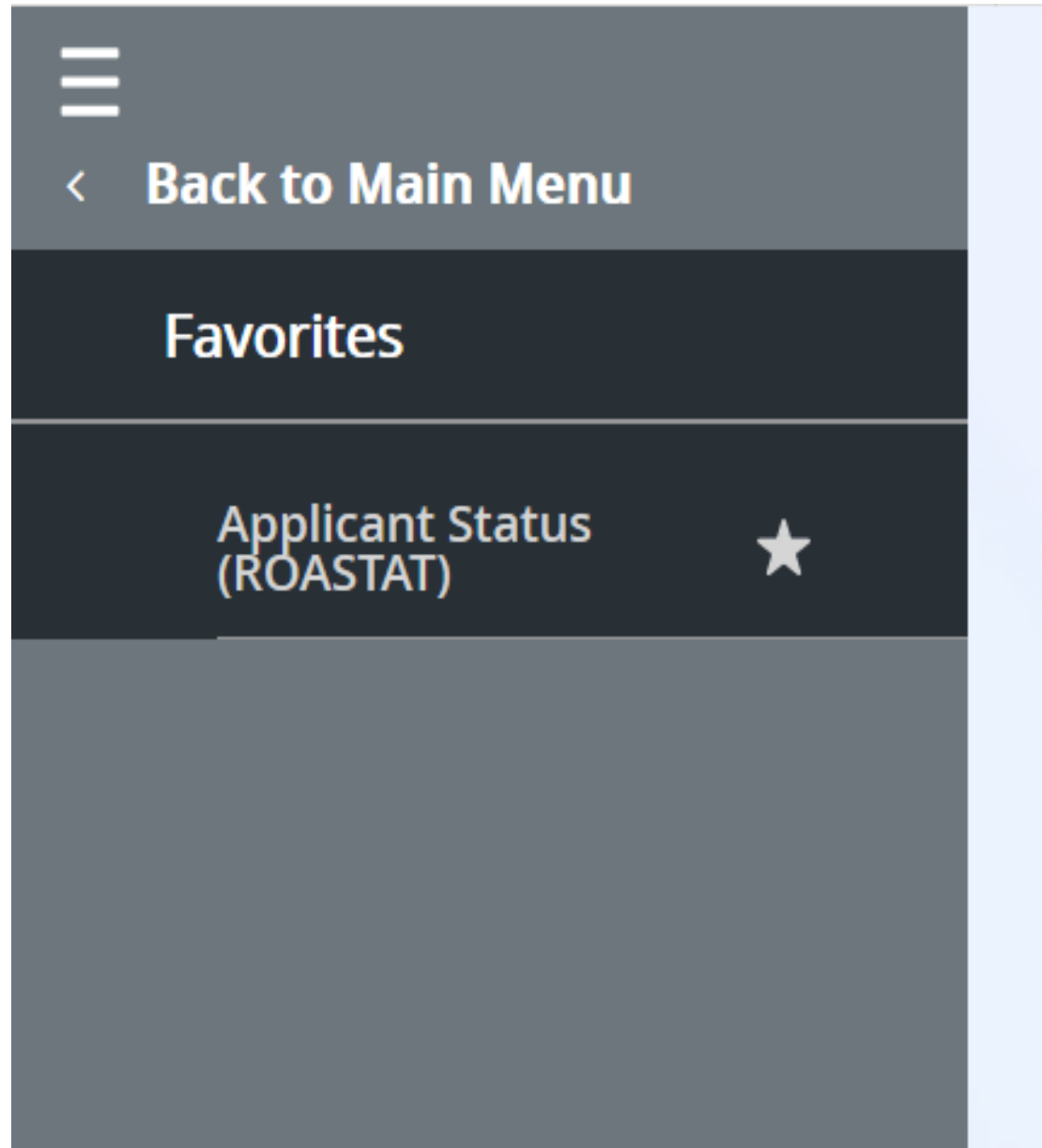


Favorites

- Click on the Star
- Your list will be blank initially
- Add pages by clicking the star symbol by the name in the menu and the star fills in.

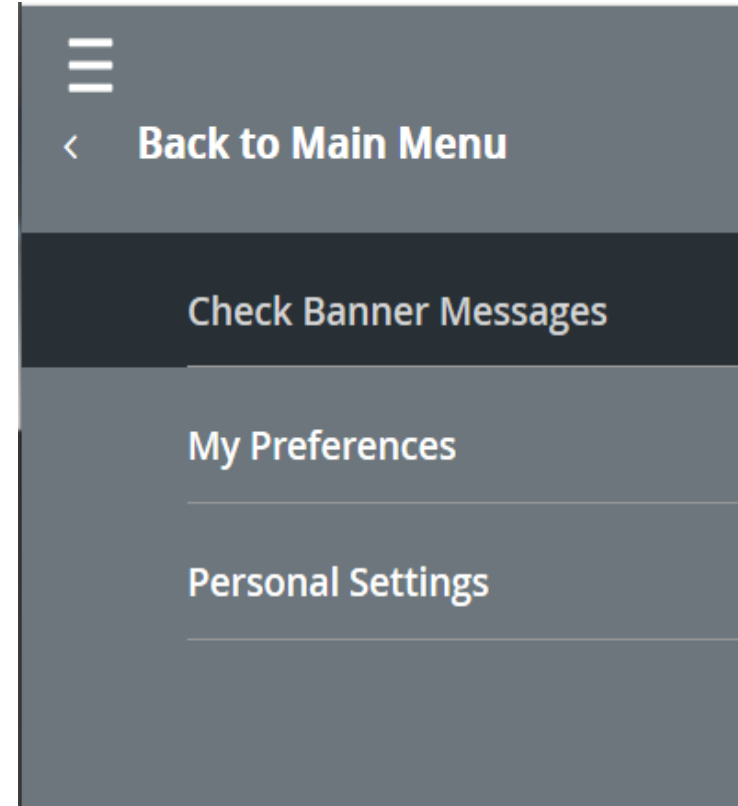


I now have a favorite. If I change my mind, just click on the star and it goes away.



Personal Options

- Click on your Profile/Name
- Then click on 'Personal Settings'



I can decide how I like my Banner 9!

Welcome

Search 🔍

Personal Settings

Do you need sign out confirmation? Yes No

Preferred initial page

Search preference indicator Search Direct Navigation



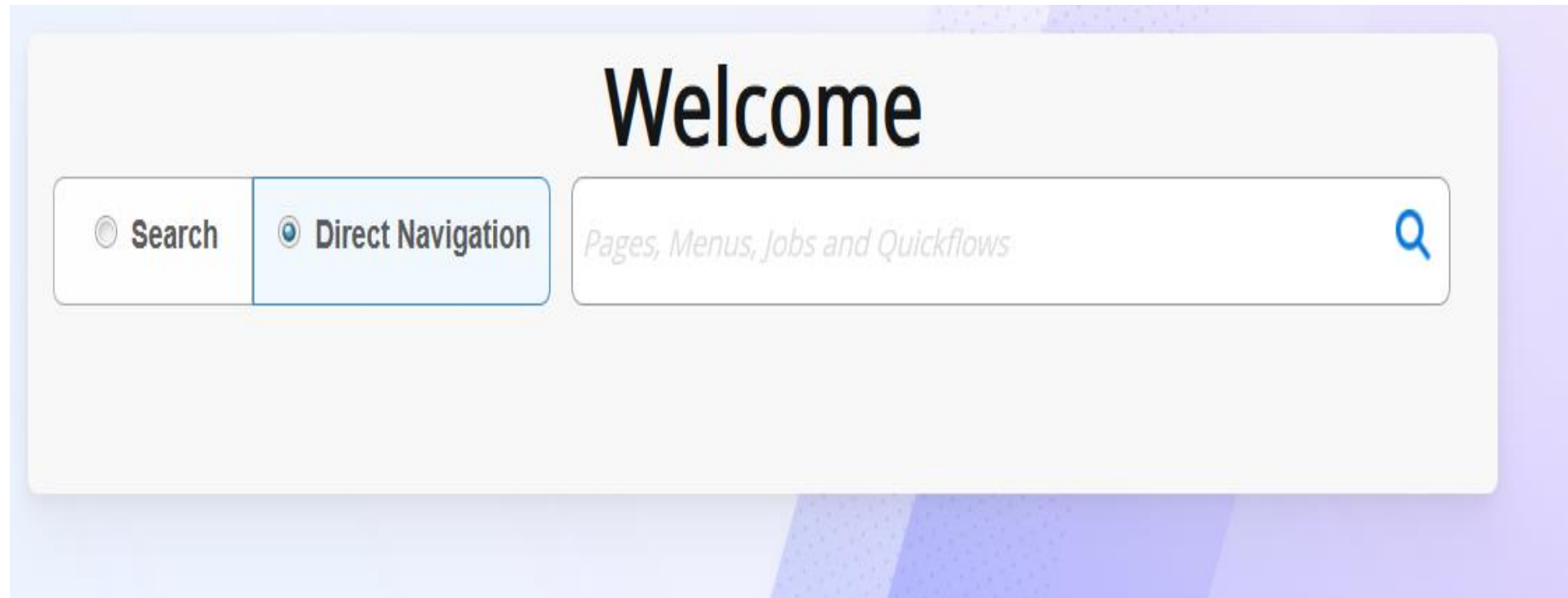
Personal Settings

- Do I want Banner to warn me that I'm about to log out?
- Do I want Banner to always open to a specific page?
- Do I want the default to be to search?*
- Do I prefer Direct Navigation?*

* This is just the default. You can change it anytime you want to.




Search Box Updates



Direct Navigation – no hints or results

Welcome

Search Direct Navigation

rnan 

Search Mode still exists

The screenshot shows a web application interface with a 'Welcome' header. Below the header, there are two radio buttons: 'Search' (which is selected) and 'Direct Navigation'. A search input field contains the text 'rnan'. Below the input field, a list of search results is displayed, including '2015-2016 Need Analysis (RNANA16)', '2016-2017 Need Analysis (RNANA17)', and '2017-2018 Need Analysis (RNANA18)'. The interface has a light blue and white color scheme.

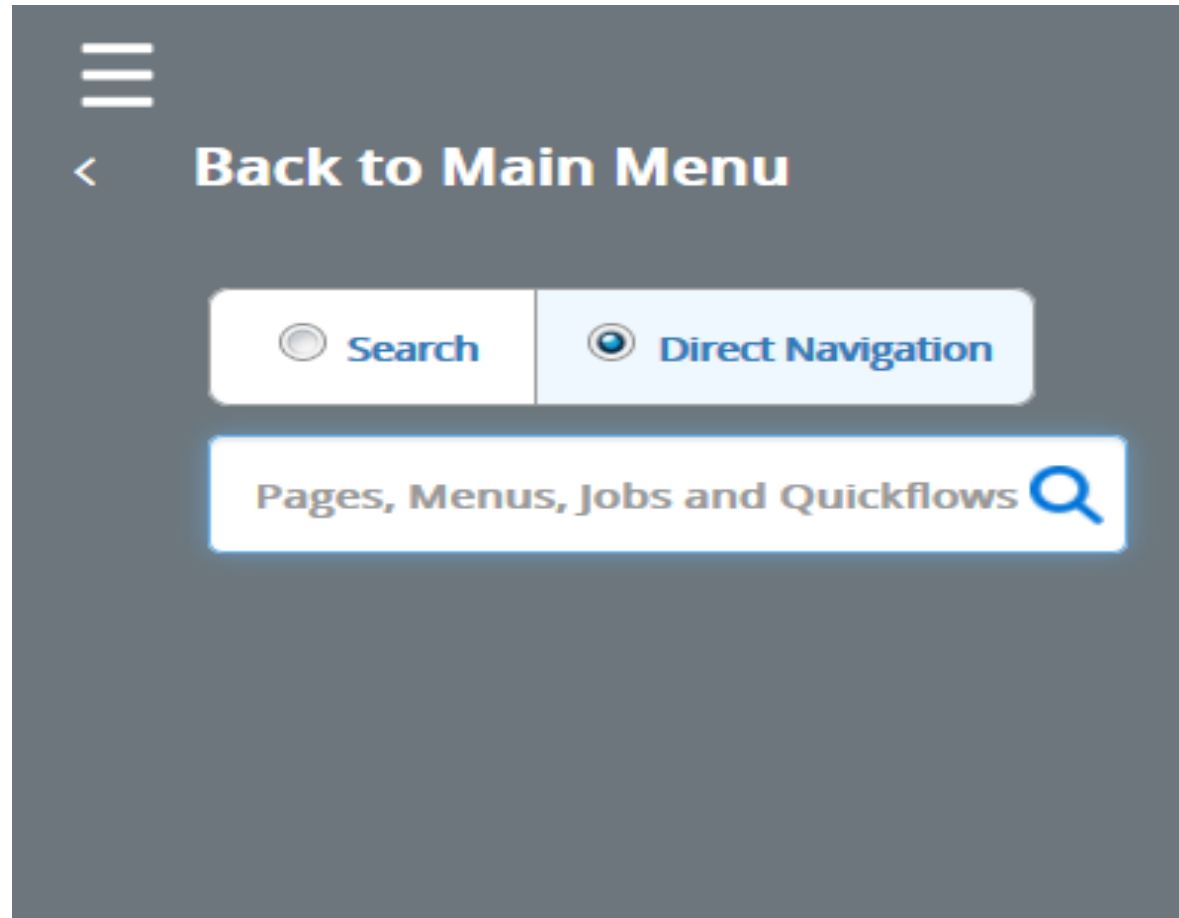
Welcome

Search Direct Navigation

rnan

- 2015-2016 Need Analysis (RNANA16)
- 2016-2017 Need Analysis (RNANA17)
- 2017-2018 Need Analysis (RNANA18)

Searching from the menu section



Financial aid 8.37/9.3.16

- 2021 Dataload – Updated tables and pages.
- Correction Processing updates for 2021.
- ISIR print/processing updates.
- 2021 FM Needs Analysis Calculation.
- Includes resolutions for navigation problems in some financial aid pages – for example, the user was able to navigate away from a record without saving it.
- 2021 IM Needs Analysis Calculation update.



Future Release

- 8.37.2/9.3.18 – Target date: 12/19/19.
- No details yet.
- Will include Transfer Monitoring updates.
- Will include updates to College Financing Plan (Shopping Sheet).
- More usability enhancements are planned. No details yet.



Light Reading

- Banner Financial Aid 8.37/9.3.16 Release Notes
- Banner Financial Aid 8.37/9.3.16 User Guide
- Banner Financial Aid 8.37/9.3.16 Resolutions Guide
- Banner Financial Aid New Aid Year Checklist 2021



Testing – Use a TEST database

- Use ROPROLL to roll 1920 to 2021. Review output.
- Use the New Aid Year Checklist to make necessary updates.
- Put a small ISIR file into the financial aid upload directory.
- Load the ISIR file.
- Review log and lis files for any errors.
- Check any new pages – RNANA21, etc to be sure they are accessible and updates are there.
- Try Needs Analysis and Pell calculations.



Testing in General

- In a TEST database
- Review the Release Guide/Notes.
- If something is new, make sure you can see new pages and run new jobs.
- If something is changed, make sure the changes are on the page or the job does what it's supposed to do.
- Work with your IT department to copy Production to TEST on a regular basis so there is always fresh data for testing.



Contact Information

- Dianne Sisler
- WVNET
- Banner Team Lead/Banner Financial Aid Support
- dianne@mail.wvnet.edu
- 304-293-5192 ext 269 or 800-253-1558 ext 269
- **NEW** Mobile number 304-904-9308
- WVBFAUG-L@listserv.wvnet.edu (email me to join the listserve)



Thank you for attending!

Discussion...

